

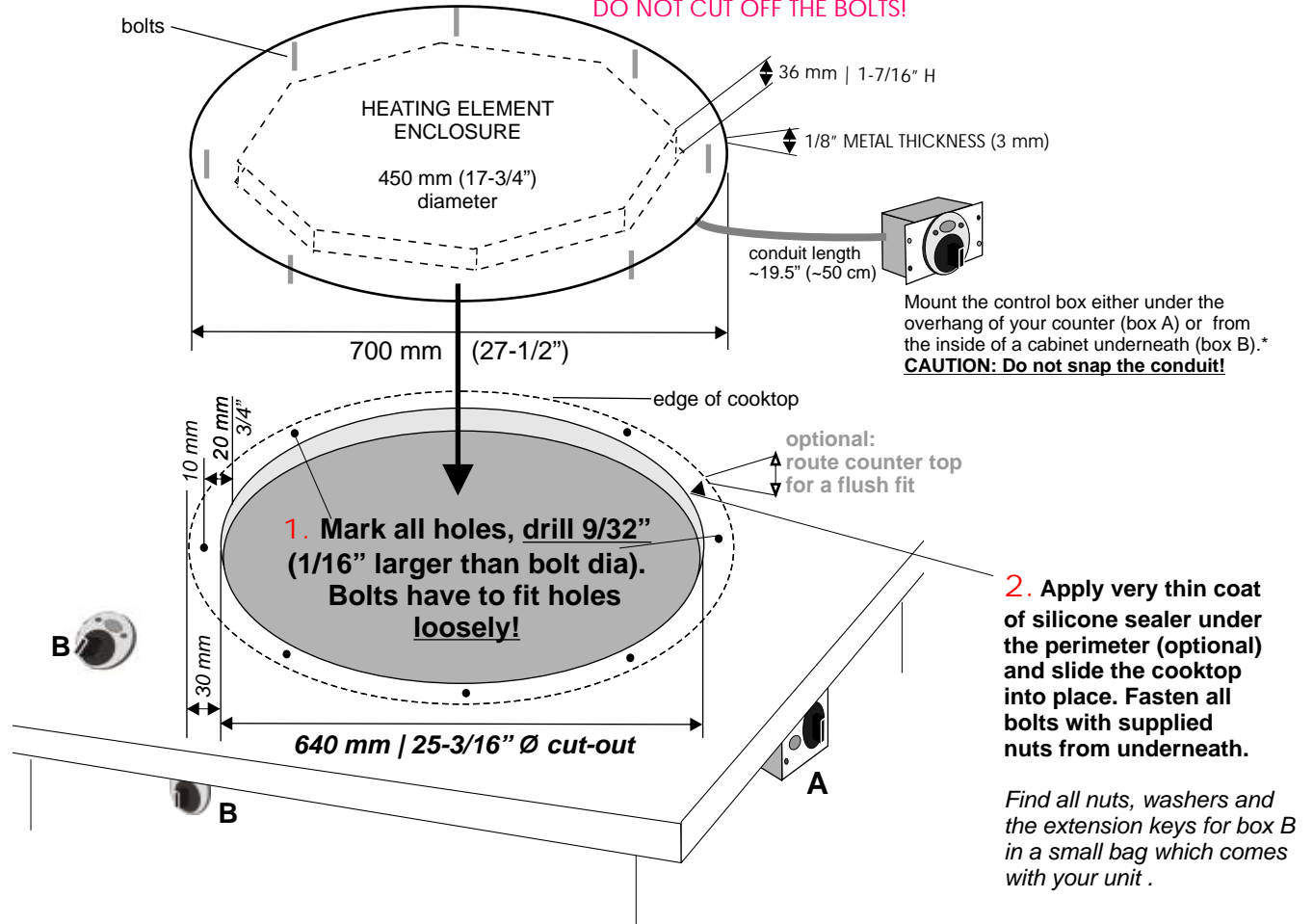
Size: 27-1/2" diameter (700 mm) - height 1-9/16" (40 mm)

RATING: 115V/1800 Watt, 15.7 AMP, 50-60 Hz, 1.8kWh on 10 (or 230V/1800 Watt, 8 AMP) ▶▶ check control box label)

Max. thickness of surrounding counter surface: 1-1/4 inch (32 mm).

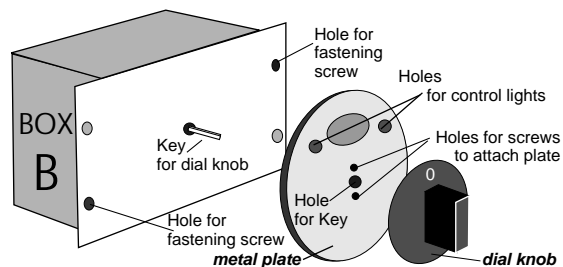
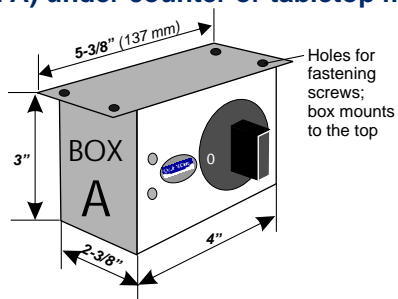
Bolts are 1-3/4 inch (45 mm) long; bolt diameter is 3/16"Ø (5 mm) ▶▶ drill 9/32"Ø (7 mm)!!!

**IMPORTANT: DO NOT DRILL ANY HOLES BEFORE UNIT IS PHYSICALLY PRESENT!
DO NOT CUT OFF THE BOLTS!**



* ▶▶ SPECIFY WHEN ORDERING:

if you plan A) under counter or tabletop mounting, or B) concealed mounting ▶▶ see separate install sheet Box B



3. Mark all holes, drill and fasten the box with screws. Now connect the power cable to the rear of the control box and plug the other end into a properly grounded household power outlet with correct voltage. Check label on the control box!

**▶▶ CAUTION: DO NOT SNAP, PULL or TWIST THE CONDUIT DURING INSTALLATION !!!
Warranty will expire if capillary tube inside the conduit is damaged during installation.
Control box must be firmly fastened to a non-moving surface.**